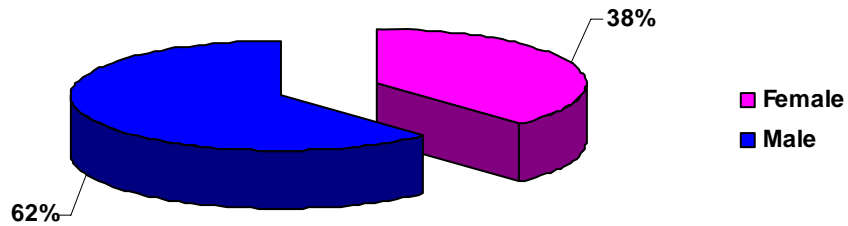
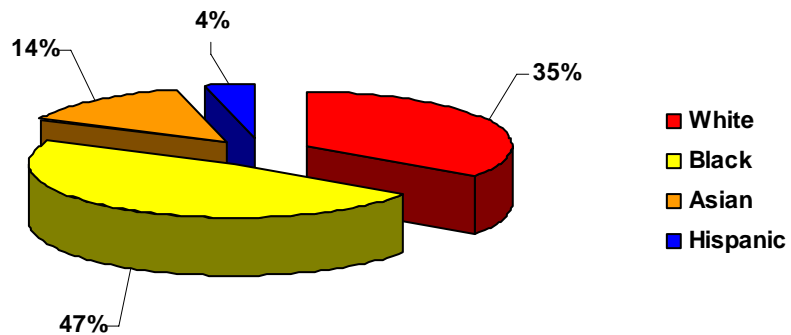


Fall 2006 Faculty Full-time By Gender



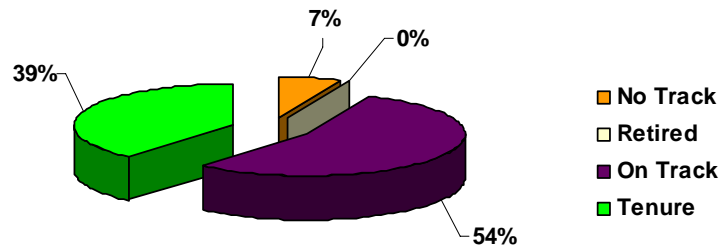
Gender	2006	Percentage
Female	70	38%
Male	114	62%
Total	184	100%

By Race



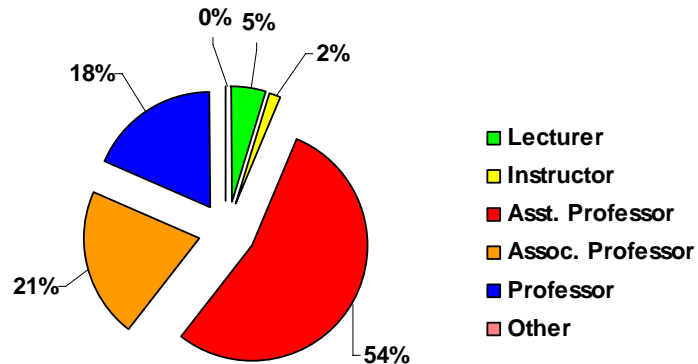
Race	2006	Percentage
White	64	35%
Black	87	47%
Asian	26	14%
Hispanic	7	4%
Total	184	100%

Fall 2006 Faculty Full-time By Tenure Status



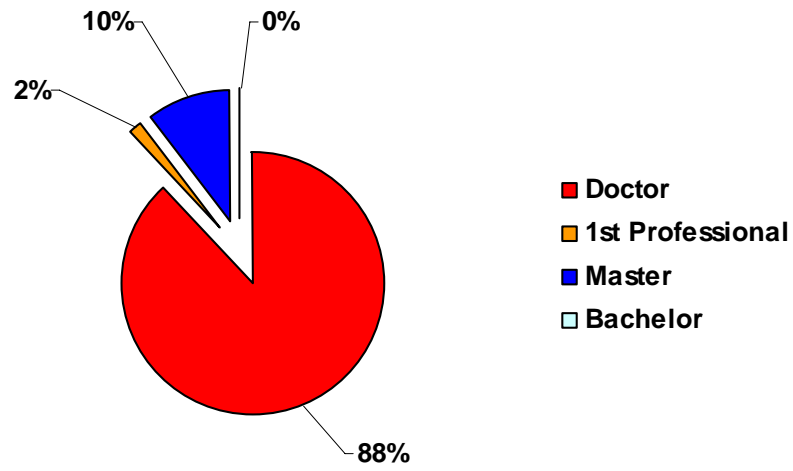
Status	2006	Percentage
No Track	12	7%
Retired	0	0%
On Track	101	54%
Tenure	71	39%
Total	184	100%

By Position



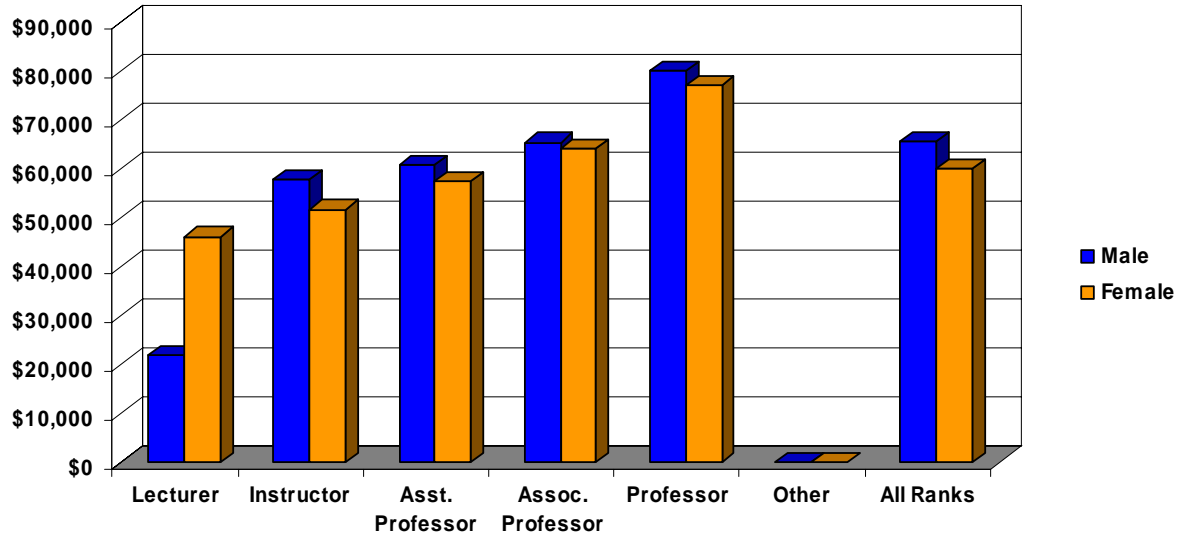
Position	2006	Percentage
Lecturer	9	5%
Instructor	3	2%
Asst. Professor	99	54%
Assoc. Professor	39	21%
Professor	34	18%
Other	0	0%
Total	184	100%

Fall 2006 Faculty Full-time By Degree



Degree	2006	Percentage
Doctor	162	88%
1 st Professional	3	2%
Master	19	10%
Bachelor	0	0%
Total	184	100%

Fall 2006 Faculty Full-time By Average Salary



Salary	Male	Female
Lecturer	\$21,736	\$46,097
Instructor	\$57,807	\$51,676
Asst. Professor	\$60,761	\$57,346
Assoc. Professor	\$65,432	\$64,065
Professor	\$80,275	\$77,125
Other	\$0	\$0
All Ranks	\$65,477	\$60,062